



Extended Speed Summary

28480 SW Meadows Loop 4/26, WB

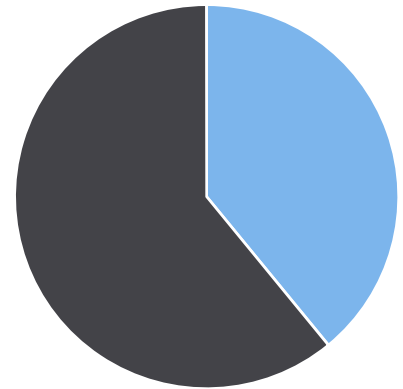
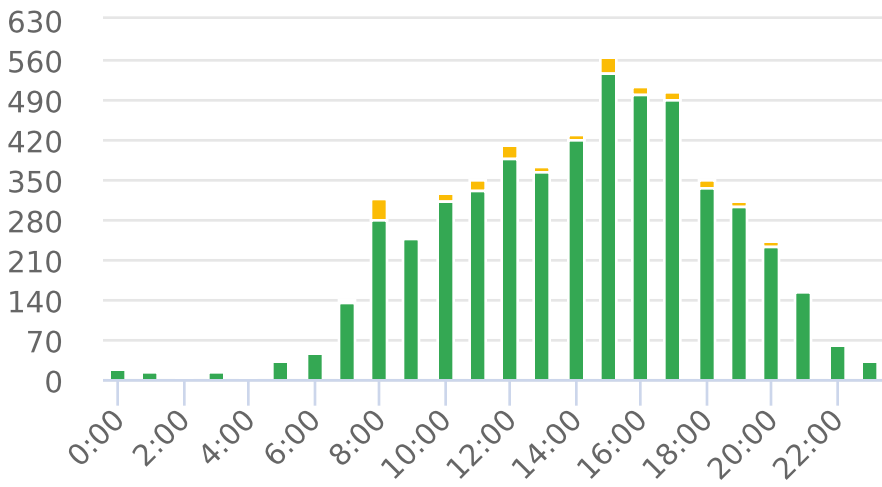
Start: 2026-05-01
 End: 2026-05-14
 Times: 0:00:00-23:59:59

Violation Threshold: Speed Limit + 10
 Speed Range: 1 to 100

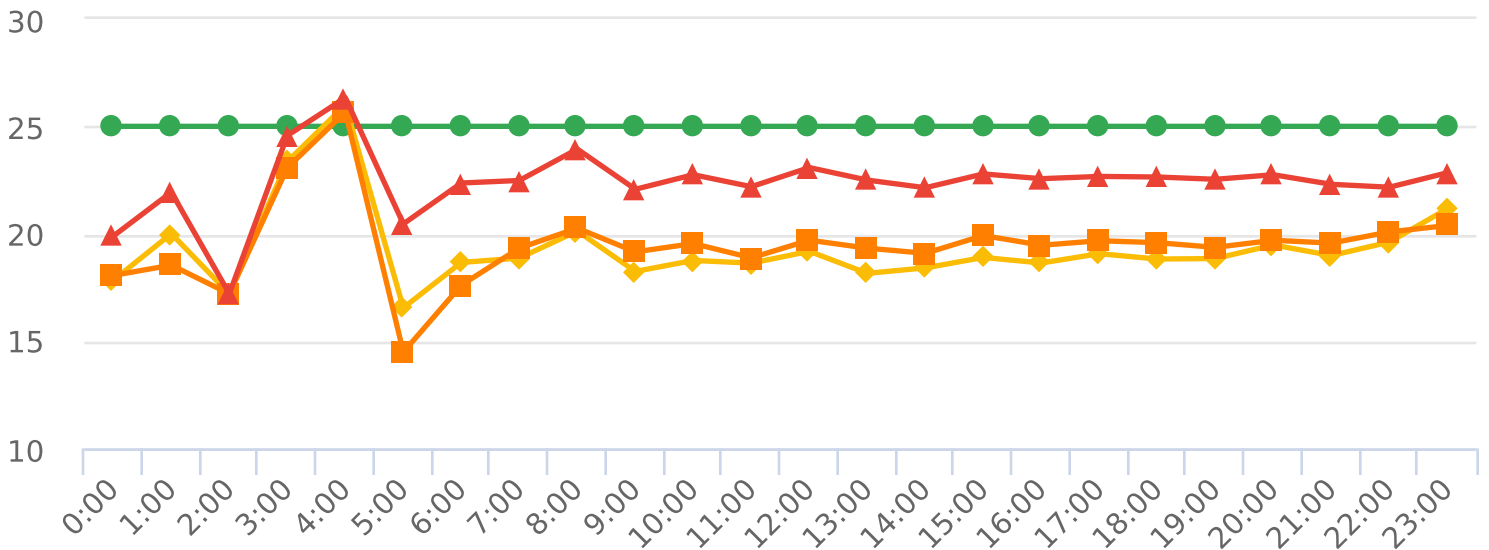
Overall Summary

Total Days of Data: 14
 Speed Limit: 25
 Average Speed: 18.88
 50th Percentile Speed: 19.49
 85th Percentile Speed: 22.62
 Pace Speed Range: 15-25

Minimum Speed: 5
 Maximum Speed: 39
 Display Mode: Speed Display
 Average Volume per Day: 392.1
 Total Volume: 5489



● Violators ● Inside Threshold ● Compliant ● Vehicles Slowed
 ● Other



● Speed Limit ● Average Speed ● 50% Speed ● 85% Speed



Extended Speed Summary

28480 SW Meadows Loop 4/26, WB

Start: 2026-05-01

End: 2026-05-14

Times: 0:00:00-23:59:59

Violation Threshold: Speed Limit + 10

Speed Range: 1 to 100

Time	Sign Mode	Speed Limit	Total # Vehicles	Total # Violator	% Violator	Avg # Vehicles	Avg # Violators	Min Speed	Max Speed	Avg Speed	50% Speed	85% Speed	Sign Effectiveness
0:00	Speed Display	25	18	0	0.0%	1.3	0.0	7	22	17.8	18.1	19.9	55.5%
1:00	Speed Display	25	15	0	0.0%	1.1	0.0	14	26	20.0	18.5	21.9	40.1%
2:00	Speed Display	25	5	0	0.0%	0.4	0.0	8	24	17.2	17.2	17.2	60.0%
3:00	Speed Display	25	14	0	0.0%	1.0	0.0	16	29	23.4	23.1	24.6	28.5%
4:00	Speed Display	25	6	0	0.0%	0.4	0.0	22	35	26.0	25.7	26.3	50.0%
5:00	Speed Display	25	33	0	0.0%	2.4	0.0	6	26	16.5	14.5	20.5	36.3%
6:00	Speed Display	25	50	0	0.0%	3.6	0.0	7	28	18.7	17.6	22.4	36.0%
7:00	Speed Display	25	140	0	0.0%	10.0	0.0	6	28	18.9	19.3	22.5	34.4%
8:00	Speed Display	25	316	0	0.0%	24.3	0.0	5	34	20.1	20.3	23.9	27.9%
9:00	Speed Display	25	249	0	0.0%	19.2	0.0	5	27	18.2	19.2	22.1	35.3%
10:00	Speed Display	25	328	0	0.0%	25.2	0.0	5	32	18.8	19.5	22.7	39.1%
11:00	Speed Display	25	350	0	0.0%	26.9	0.0	5	32	18.6	18.9	22.2	35.6%
12:00	Speed Display	25	412	0	0.0%	31.7	0.0	5	29	19.2	19.7	23.1	38.0%
13:00	Speed Display	25	375	1	0.3%	28.8	0.1	5	36	18.2	19.3	22.5	44.8%
14:00	Speed Display	25	428	0	0.0%	32.9	0.0	5	32	18.4	19.1	22.1	39.2%
15:00	Speed Display	25	566	0	0.0%	43.5	0.0	5	30	18.9	19.9	22.8	37.6%
16:00	Speed Display	25	516	1	0.2%	39.7	0.1	5	39	18.6	19.5	22.6	38.8%
17:00	Speed Display	25	505	0	0.0%	38.8	0.0	5	34	19.1	19.7	22.7	36.4%
18:00	Speed Display	25	350	0	0.0%	26.9	0.0	5	29	18.8	19.6	22.6	41.5%
19:00	Speed Display	25	315	0	0.0%	24.2	0.0	5	31	18.8	19.4	22.5	42.4%
20:00	Speed Display	25	243	0	0.0%	18.7	0.0	6	32	19.5	19.7	22.7	47.3%
21:00	Speed Display	25	157	0	0.0%	12.1	0.0	5	28	19.0	19.6	22.3	47.1%
22:00	Speed Display	25	61	0	0.0%	4.7	0.0	7	26	19.6	20.1	22.2	54.1%
23:00	Speed Display	25	37	0	0.0%	2.8	0.0	16	27	21.2	20.4	22.8	56.8%
Total Volumes/ Avg			5489	2	0.0%	420.7	0.2	5	39	19.3	19.5	22.4	41.8%
Total/Avg w/o Feedback			0	0	0	0.0	0.0	n/a	n/a	n/a	n/a	n/a	n/a
Total/Avg w/ Feedback			5489	2	0.0%	420.7	0.2	5	39	19.3	19.5	22.4	41.8%



Start: 2026-05-01
End: 2026-05-14
Times: 0:00:00-23:59:59

Compliance & Risk Report

28480 SW Meadows Loop 4/26, WB

Medium Risk Threshold: Speed Limit + 10

High Risk Threshold: Speed Limit + 20

Speed Range: 1 to 100

Time View: By Hour (Total Volumes)

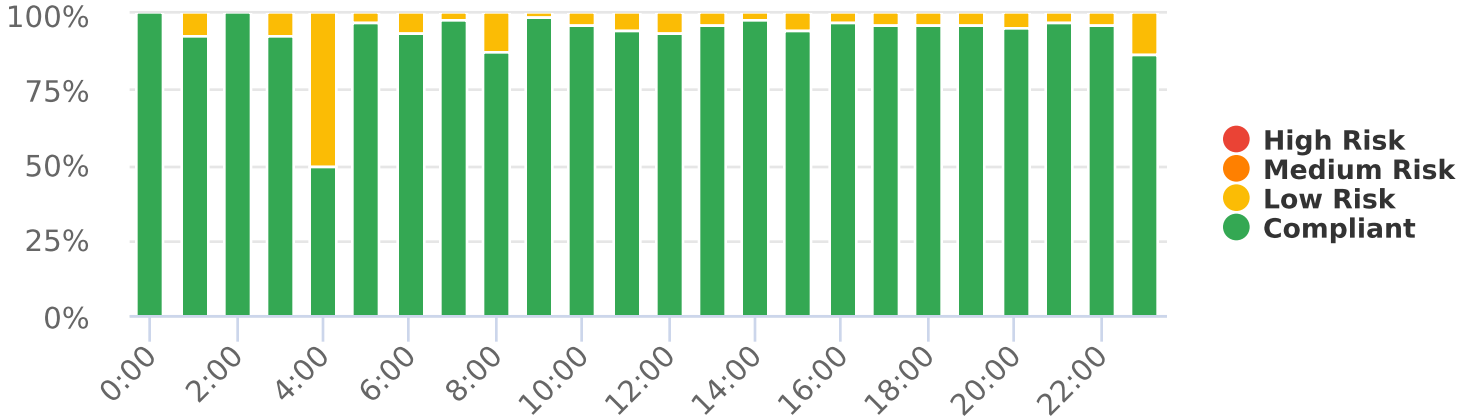
Time	Speed Limit	Mode	Compliant	Low Risk	Medium Risk	High Risk	Total Num Vehicles
0:00	25	Speed Display	18	0	0	0	18
1:00	25	Speed Display	14	1	0	0	15
2:00	25	Speed Display	5	0	0	0	5
3:00	25	Speed Display	13	1	0	0	14
4:00	25	Speed Display	3	3	0	0	6
5:00	25	Speed Display	32	1	0	0	33
6:00	25	Speed Display	47	3	0	0	50
7:00	25	Speed Display	137	3	0	0	140
8:00	25	Speed Display	278	38	0	0	316
9:00	25	Speed Display	246	3	0	0	249
10:00	25	Speed Display	315	13	0	0	328
11:00	25	Speed Display	330	20	0	0	350
12:00	25	Speed Display	388	24	0	0	412
13:00	25	Speed Display	362	12	1	0	375
14:00	25	Speed Display	421	7	0	0	428
15:00	25	Speed Display	537	29	0	0	566
16:00	25	Speed Display	501	14	1	0	516
17:00	25	Speed Display	489	16	0	0	505
18:00	25	Speed Display	338	12	0	0	350
19:00	25	Speed Display	304	11	0	0	315
20:00	25	Speed Display	233	10	0	0	243
21:00	25	Speed Display	153	4	0	0	157
22:00	25	Speed Display	59	2	0	0	61
23:00	25	Speed Display	32	5	0	0	37
Total			5255	232	2	0	5489



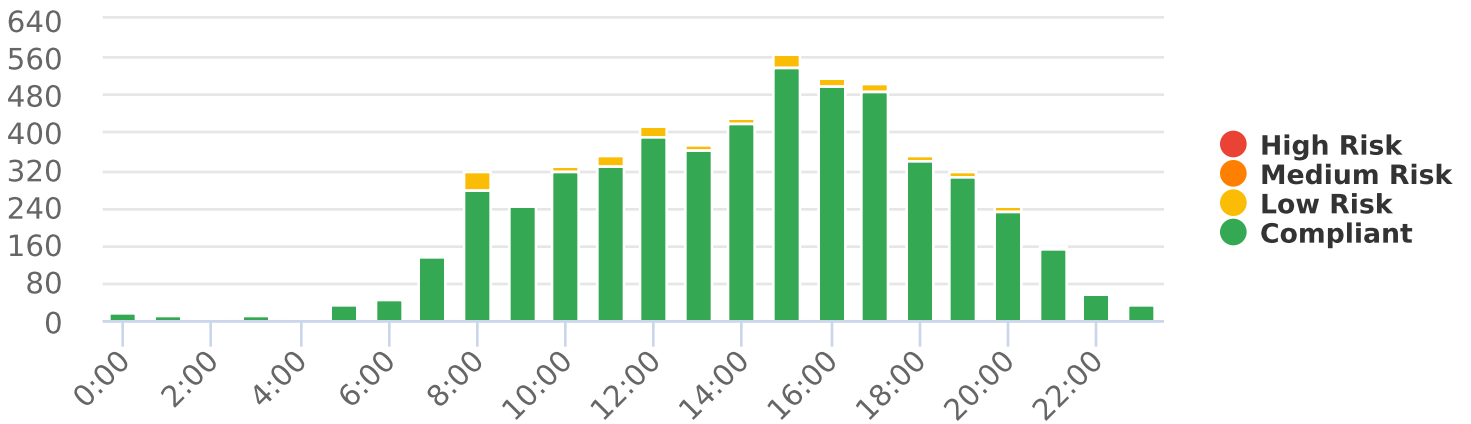
Start: 2026-05-01
 End: 2026-05-14
 Times: 0:00:00-23:59:59

Medium Risk Threshold: Speed Limit + 10
 High Risk Threshold: Speed Limit + 20
 Speed Range: 1 to 100
 Time View: By Hour (Total Volumes)

Compliance % by Hour (Totals)



Compliance by Hour (Totals)



Speeds

