



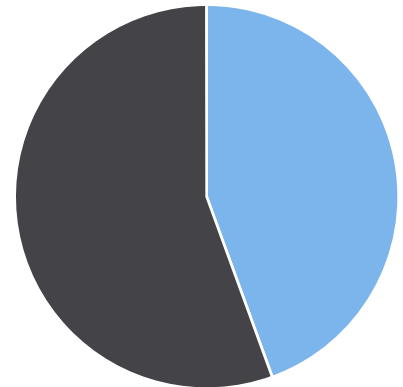
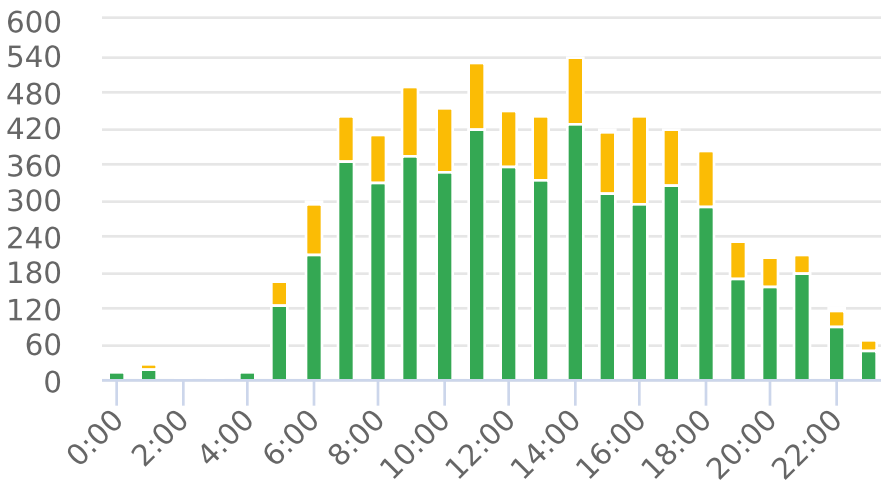
Start: 2026-06-12
 End: 2026-06-23
 Times: 0:00:00-23:59:59

Violation Threshold: Speed Limit + 10
 Speed Range: 1 to 150

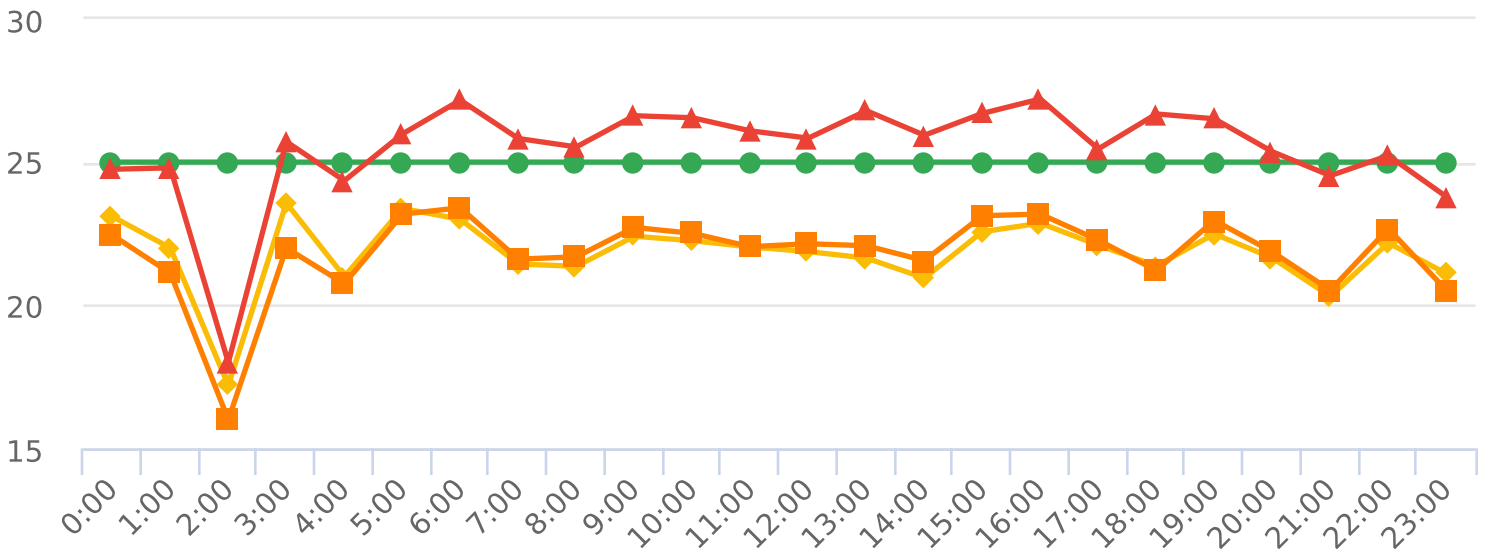
Overall Summary

Total Days of Data: 12
 Speed Limit: 25
 Average Speed: 21.95
 50th Percentile Speed: 22.21
 85th Percentile Speed: 26.16
 Pace Speed Range: 18-28

Minimum Speed: 5
 Maximum Speed: 44
 Display Mode: Speed Display
 Average Volume per Day: 564.6
 Total Volume: 6775



● Violators ● Inside Threshold ● Compliant ● Vehicles Slowed
 ● Other



● Speed Limit ● Average Speed ● 50% Speed ● 85% Speed



Start: 2026-06-12

End: 2026-06-23

Times: 0:00:00-23:59:59

Violation Threshold: Speed Limit + 10

Speed Range: 1 to 150

Time	Sign Mode	Speed Limit	Total # Vehicles	Total # Violator	% Violator	Avg # Vehicles	Avg # Violators	Min Speed	Max Speed	Avg Speed	50% Speed	85% Speed	Sign Effectiveness
0:00	Speed Display	25	20	0	0.0%	1.8	0.0	17	29	23.1	22.5	24.8	50.0%
1:00	Speed Display	25	25	0	0.0%	2.3	0.0	14	30	22.0	21.1	24.8	52.0%
2:00	Speed Display	25	5	0	0.0%	0.5	0.0	10	26	17.2	16.0	18.0	80.0%
3:00	Speed Display	25	7	0	0.0%	0.6	0.0	11	28	23.6	22.0	25.7	57.0%
4:00	Speed Display	25	20	0	0.0%	1.8	0.0	10	30	21.0	20.8	24.4	34.8%
5:00	Speed Display	25	167	1	0.6%	15.2	0.1	6	38	23.4	23.2	26.0	38.8%
6:00	Speed Display	25	296	2	0.7%	26.9	0.2	6	44	23.0	23.4	27.2	44.6%
7:00	Speed Display	25	438	0	0.0%	39.8	0.0	5	33	21.4	21.6	25.8	39.8%
8:00	Speed Display	25	409	2	0.5%	37.2	0.2	5	40	21.4	21.7	25.5	46.9%
9:00	Speed Display	25	491	0	0.0%	49.1	0.0	5	34	22.4	22.7	26.6	43.1%
10:00	Speed Display	25	453	0	0.0%	45.3	0.0	5	35	22.3	22.5	26.5	41.5%
11:00	Speed Display	25	530	0	0.0%	48.2	0.0	6	34	22.0	22.0	26.1	44.1%
12:00	Speed Display	25	448	0	0.0%	40.7	0.0	5	34	21.9	22.1	25.8	45.4%
13:00	Speed Display	25	443	2	0.5%	40.3	0.2	5	37	21.6	22.1	26.8	48.9%
14:00	Speed Display	25	539	1	0.2%	49.0	0.1	5	37	21.0	21.6	25.9	45.5%
15:00	Speed Display	25	418	3	0.7%	38.0	0.3	5	41	22.6	23.1	26.7	46.6%
16:00	Speed Display	25	439	1	0.2%	39.9	0.1	6	37	22.9	23.2	27.2	44.2%
17:00	Speed Display	25	417	0	0.0%	37.9	0.0	6	35	22.1	22.3	25.5	49.9%
18:00	Speed Display	25	381	0	0.0%	34.6	0.0	5	33	21.4	21.2	26.7	44.8%
19:00	Speed Display	25	233	0	0.0%	21.2	0.0	7	33	22.5	23.0	26.5	43.5%
20:00	Speed Display	25	204	0	0.0%	18.5	0.0	6	35	21.7	21.9	25.4	39.2%
21:00	Speed Display	25	207	0	0.0%	18.8	0.0	5	32	20.3	20.5	24.5	44.1%
22:00	Speed Display	25	118	1	0.8%	10.7	0.1	7	37	22.2	22.7	25.2	35.5%
23:00	Speed Display	25	67	0	0.0%	6.1	0.0	8	32	21.1	20.5	23.8	46.2%
Total Volumes/ Avg			6775	13	0.2%	624.5	1.3	5	44	21.8	21.8	25.5	46.1%
Total/Avg w/o Feedback			0	0	0	0.0	0.0	n/a	n/a	n/a	n/a	n/a	n/a
Total/Avg w/ Feedback			6775	13	0.2%	624.5	1.3	5	44	21.8	21.8	25.5	46.1%



Start: 2026-06-12
End: 2026-06-23
Times: 0:00:00-23:59:59

Compliance & Risk Report

Camelot 6/26, EB

Medium Risk Threshold: Speed Limit + 10
High Risk Threshold: Speed Limit + 20
Speed Range: 1 to 150
Time View: By Hour (Total Volumes)

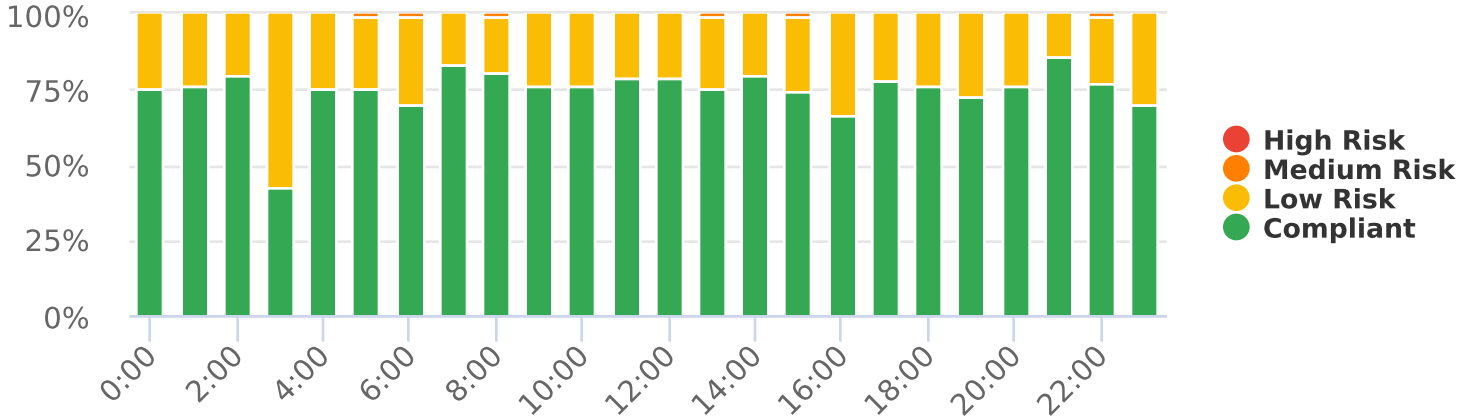
Time	Speed Limit	Mode	Compliant	Low Risk	Medium Risk	High Risk	Total Num Vehicles
0:00	25	Speed Display	15	5	0	0	20
1:00	25	Speed Display	19	6	0	0	25
2:00	25	Speed Display	4	1	0	0	5
3:00	25	Speed Display	3	4	0	0	7
4:00	25	Speed Display	15	5	0	0	20
5:00	25	Speed Display	126	40	1	0	167
6:00	25	Speed Display	207	87	2	0	296
7:00	25	Speed Display	363	75	0	0	438
8:00	25	Speed Display	329	78	2	0	409
9:00	25	Speed Display	375	116	0	0	491
10:00	25	Speed Display	346	107	0	0	453
11:00	25	Speed Display	417	113	0	0	530
12:00	25	Speed Display	354	94	0	0	448
13:00	25	Speed Display	334	107	2	0	443
14:00	25	Speed Display	428	110	1	0	539
15:00	25	Speed Display	311	104	3	0	418
16:00	25	Speed Display	293	145	1	0	439
17:00	25	Speed Display	326	91	0	0	417
18:00	25	Speed Display	291	90	0	0	381
19:00	25	Speed Display	170	63	0	0	233
20:00	25	Speed Display	155	49	0	0	204
21:00	25	Speed Display	177	30	0	0	207
22:00	25	Speed Display	91	26	1	0	118
23:00	25	Speed Display	47	20	0	0	67
Total			5196	1566	13	0	6775



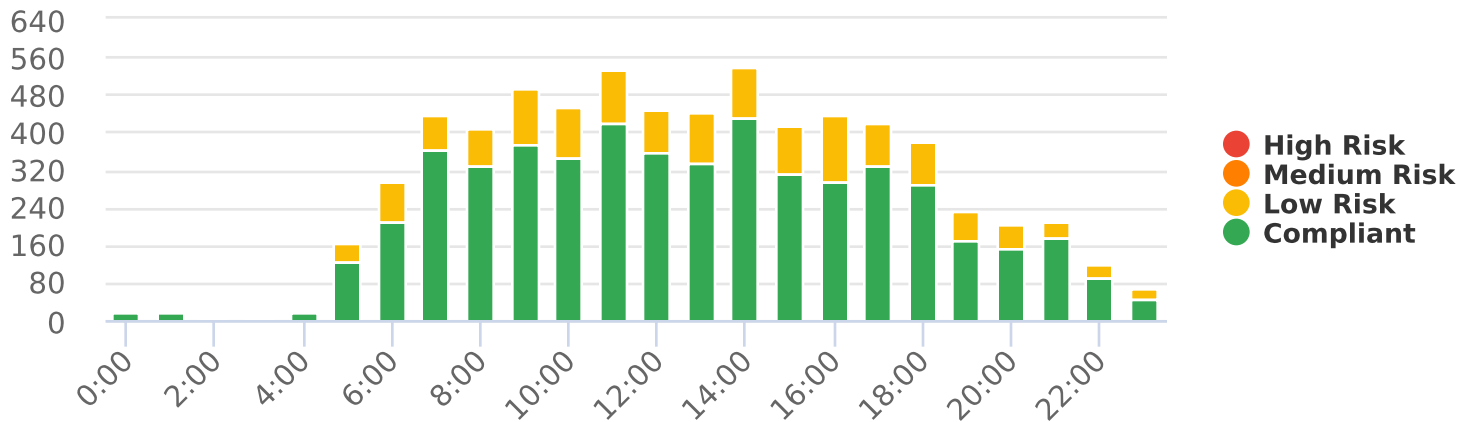
Start: 2026-06-12
 End: 2026-06-23
 Times: 0:00:00-23:59:59

Medium Risk Threshold: Speed Limit + 10
 High Risk Threshold: Speed Limit + 20
 Speed Range: 1 to 150
 Time View: By Hour (Total Volumes)

Compliance % by Hour (Totals)



Compliance by Hour (Totals)



Speeds

